

Preliminary

Series EC 20

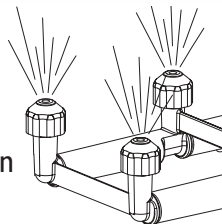


EC 20

Compact size. Produces up to 23 kgs. of standard size cubes; 30 kgs. of large size cubes of ice every 24 hours with a storage capacity of 10 kgs. Ideal for any small-volume ice need



- Spray style evaporator design for individual ice cube formation



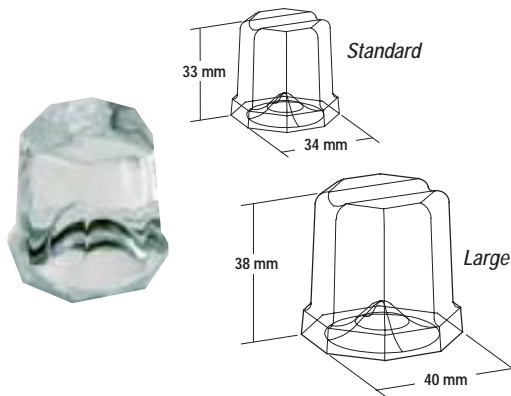
- Attractive Manitowoc stainless steel cabinet design with textured ABS accents
- Easy access door, slides up and out of the way
- Cleaning and sanitizing capability
- Front air intake and exhaust facilitates installation undercounter or as built-in
- 2 year parts warranty

Manitowoc Series EC 20

Model	Cube Size	Condenser	Storage Bin Capacity
EC-S020A	Standard	Air	10 kgs
EC-G020A	Large	Air	10 kgs
EC-S020W	Standard	Water	10 kgs
EC-G020W	Large	Water	10 kgs

Water usage 10 kgs of ice • Potable water 22 liters

2 Cube Sizes Available



Ice Machine Electric

230/50/1 or 230/60/1.

Total Amps (50 cycle)

Maximum fuse size:

Air and Water-cooled – 15 amps.

Cube Type	Weight	Diameter	Height
Standard	19/20 g	34 mm	33 mm
Large	32/34 g	40 mm	38 mm

24-HOUR PRODUCTION

AIR & WATER-COOLED UNITS

air temp	Standard Cube			Large Cube		
	water temp	water temp	water temp	water temp	water temp	water temp
°C	10°	20°	30°	10°	20°	30°
10°	23			30		
20°	21	19	17	28	26	24
30°	18	16	14	25	23	21

Specifications

Operating Limits:

- Ambient Temperature Range 10-43°C.
- Potable Water Temperature Range 10-40°C.
- Potable Water Pressure Ice Maker Water In: Min 1.4 bar Max 5.5 bar

- Condenser Inlet Water In: (water-cooled model) Min 1.4 bar Max 10.3 bar

Refrigerant:

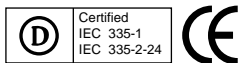
R-134A

Ice Storage:

One piece bin liner (seamless) polyethylene.

Insulation:

Foamed-in-place with CFC-FREE foam.



Levelers




Levelers



Legs

Levelers standard. Adjustable legs from 114-159 mm optional.



- Ⓐ Water-Cooled Condenser Inlet
- Ⓑ Electrical
- Ⓒ Drain
- Ⓓ Water-Cooled Condenser Outlet
- Ⓔ Potable Water Inlet

Water inlet hose supplied with machine: 3/4" female pipe thread/2 meters long.
Drain hose supplied with machine: 7/8" hose/2 meters long.

Installation Clearance None required top and sides but allow space for water supply, drain, and electrical connection in back.

© 2003 Manitowoc 22628 - 11/03 Continuing product improvement may necessitate change of specifications without notice.

Preliminary



MANITOWOC FOODSERVICE INTERNATIONAL
18 Rue de Charbonnières - F - 69 132 Ecully Cedex
Tel +33472182250 - Fax +33472182260
Visit us online at www.manitowocice.com
europe@manitowocice.com

