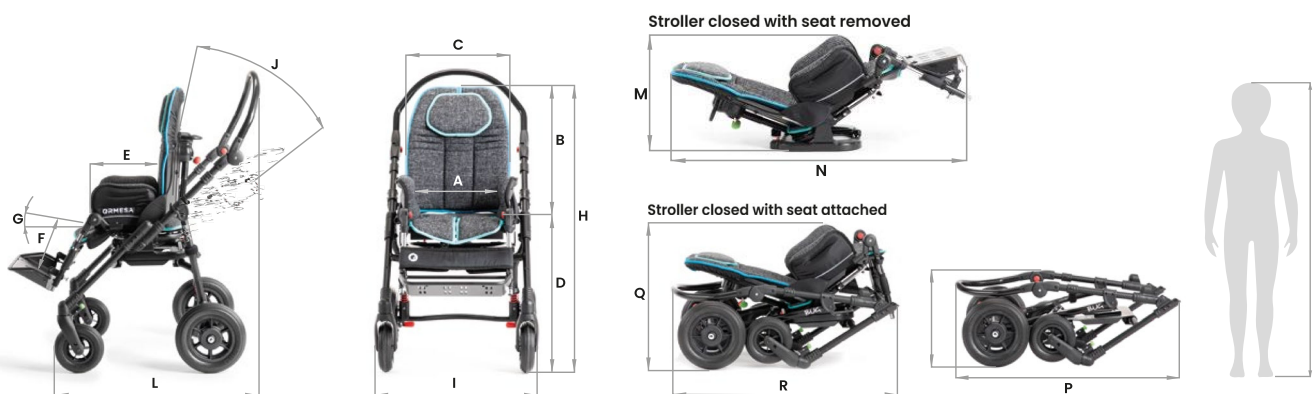


DISTRIBUTOR/AGENT:	DATE OF ORDER:
	DATE OF DELIVERY:
	NAME OF THE ADDRESSEE/USER:



- size Small Upholstery colour: dark grey/green-light blue dark grey/green-green
- size Medium dark grey/pink-light blue dark grey/pink-pink
- Frame colour: **black** light grey/green-light blue light grey/green-green
- light grey/pink-light blue light grey/pink-pink

**M
E
A
S
U
R
E
S**



	A (cm)	B (cm)	C (cm)	D (cm)	E (cm)	F (cm)	G (degrees)	J (degrees)	H (cm)	I (cm)	L (cm)	M (cm)	N (cm)	O (cm)	P (cm)	Q (cm)	R (cm)	S (cm)	max. load	frame weight	seat weight	total weight
Small	20-30	52-62	37	52	20-30	14-30	0°-35°	35°	100-110	57	67-96	35	88	33	82	50	81	90-120	35 kg	9,5 kg	8,5 kg	18 kg
Medium	25-36	60-75	46	55	30-40	20-38	5°-30°	40°	112-127	62	80-107	37	112	39	94	52	94	115-140	45 kg	11 kg	12,7 kg	23,7 kg

Hyphen-separated numbers indicate the minimum and maximum range of adjustment

SEAT UNIT, the only one with a tilt-in-space system incorporated in the seat

- HEADREST incorporated in the backrest: your child's head is always supported during the tilt adjustments of the seat and of the backrest, also without accessories.
- Rigid BACKREST, reclinable and adjustable in height. The hinge coincides with the child's pelvis physiological fulcrum.
- Tilt-in-space SEAT, adjustable in width and depth. Reversible (size Small, base 869).
- Fireproof, recyclable FABRIC. Colours durable and highly resistant to sweat, light, dry cleaning and washing. Maximum resistance to rubbing. Oeko-Tex Certificate - for textile products intended for all fabrics that are in direct contact with the skin, a guarantee of quality and safety for health.
- Tip-up FOOTREST, flexion-extension adjustable, with legrest adjustable in height and tilt; the hinge coincides with the child's knee physiological fulcrum.

869 OUTDOOR four wheels base - CRASH TESTED ISO 7176/19 and ANSI RESNA WC/19



































- Foldable aluminium FRAME. Push-handle adjustable in tilt: it adapts to the mother's height and reduces the encumbrance of the pushchair.
- Puncture proof WHEELS, light and easy to push on every surface: front 17 cm with directional locks; rear 25 cm (size Small) or 30 cm (size Medium), with shock absorbers and independent drum brakes.

856 - 851 indoor high-low bases, 850 indoor compact floor base

- Foldable FRAME in steel. Adjustable in height. It is easy and safe to use, thanks to a gas spring mechanism, hand lever (base 851) and foot pedal (base 856)
- 10 cm swivelling WHEELS with brakes (for base 856)
- 7.5 cm swivelling WHEELS with brakes (for base 851)



Attention!
Read carefully the user and maintenance manual

<p><input type="checkbox"/> 863 Multiadjustable Headrest with parietal supports</p> 	<p><input type="checkbox"/> 852 Headrest with parietal supports</p> 	<p>942 Ergonomic headrest for Bug Small</p> <p><input type="checkbox"/> S <input type="checkbox"/> M</p> 	<p>942 Ergonomic headrest for Bug Medium</p> <p><input type="checkbox"/> M <input type="checkbox"/> L</p> 	<p><input type="checkbox"/> 835 Shaped headrest</p> 	<p><input type="checkbox"/> 934 Suspension headrest attachment. Only available for 863 headrest</p> 	<p><input type="checkbox"/> 838 Adjustable lateral supports</p> 
<p><input type="checkbox"/> 868 Adjustable wrappable and flexible trunk supports</p> 	<p><input type="checkbox"/> 834 Padded abduction block</p> 	<p><input type="checkbox"/> 834R Adjustable padded abduction block</p> 	<p><input type="checkbox"/> 853 Vest harness</p> 	<p><input type="checkbox"/> 903 Five point vest harness</p> 	<p><input type="checkbox"/> 906 Five point harness</p> 	<p><input type="checkbox"/> 894 45° pelvic belt</p> 
<p><input type="checkbox"/> 920 4 point belt</p> 	<p><input type="checkbox"/> 827 Foot straps</p> 	<p><input type="checkbox"/> 839 Adjustable front handle</p> 	<p><input type="checkbox"/> 824 Adjustable transparent tray</p> 	<p><input type="checkbox"/> 824B Wide tray only for 850-851-856 indoor bases.</p> 	<p><input type="checkbox"/> 905 Hand brake for 869 base</p> 	
<p><input type="checkbox"/> 935 Oxygen bottle holder</p> <p>Maximum dimensions of the oxygen bottle: height 600 mm (valve included) - diameter 140 mm.</p> 	<p><input type="checkbox"/> 911 Vent tray</p> 	<p><input type="checkbox"/> 819 Canopy black/green</p> <p><input type="checkbox"/> 819 Canopy black/pink</p> 	<p><input type="checkbox"/> 825 Rain cover (to fix at the canopy 819) for 869 base</p> 	<p><input type="checkbox"/> 818 Thermal cover</p> 	<p><input type="checkbox"/> 892 Padded covering for footrest</p> 	
<p><input type="checkbox"/> 854 Parasol in combination with the upholstery</p> 	<p><input type="checkbox"/> 858 Net basket for 869 base</p> 	<p><input type="checkbox"/> 921 Sibling rear footboard. For children of at least 15 months. Max. load 20 kg (44 Lbs.) For 869 base</p> 	<p><input type="checkbox"/> 922 Bottle holder for 869 base</p> 	<p><input type="checkbox"/> 891 Set of 4 tie down hooks for the forward-facing transport of the pushchair in a motor vehicle (private/cars, buses...). Only for 869 base</p> <p>CRASH TESTED CONFORME ISO 7176/19 e ANSI RESNA WC/19</p> 		
<p><input type="checkbox"/> 850 Indoor compact floor base</p> 	<p><input type="checkbox"/> 851 Indoor high-low compact base</p> 	<p><input type="checkbox"/> 856 Indoor high-low feeding base</p> 